

Open


What new facilities should we add to our park?
[Social Map](#)


5Contributors

19Contributions

Key Statistics

Top-level information about the activity.

19
Posts
5 contributors

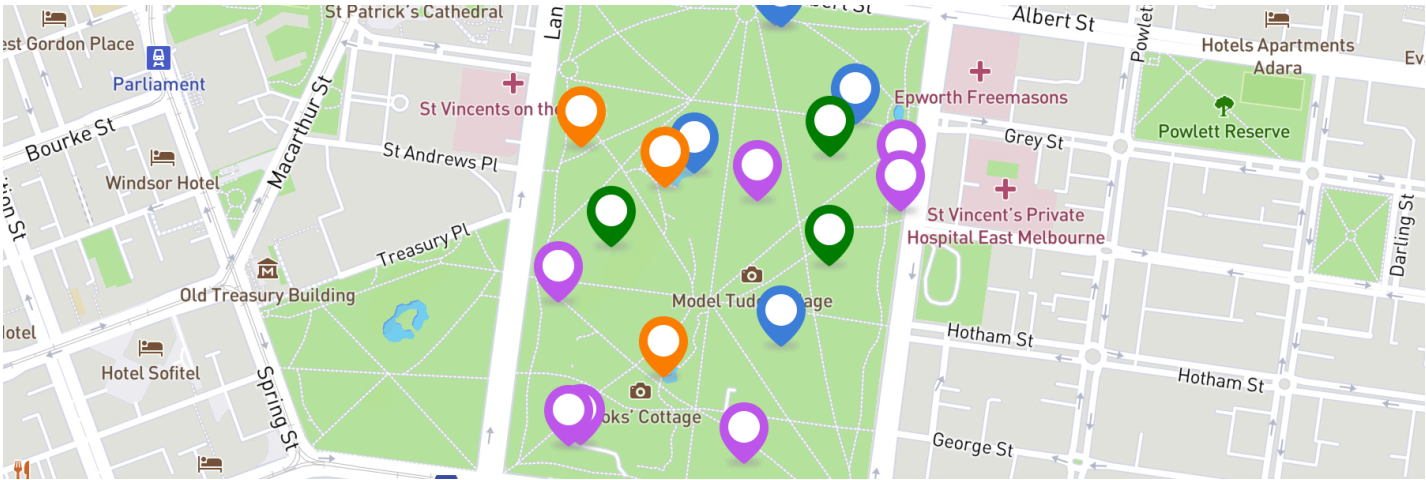
6
Attachments
1 contributors

Contribution Summary

Summary of content contributed by participants including location information, text analysis, voting results and more.

Posts by Location

Map showing all posts contributed by participants.



Top Contributions by Location

Top 10 most frequent postal/ZIP codes of posts submitted by participants.

Location	Total Contributions	% Contributions
East Melbourne, 3002, Melbourne, Victoria, Australia	15	78.95%
Melbourne, 3002, Melbourne, Victoria, Australia	2	10.53%
3121, Richmond, Melbourne, Victoria, Australia	1	5.26%
Olinda, 3788, Melbourne, Victoria, Australia	1	5.26%

Text Analysis

Overall sentiment and key themes of participant posts.

Sentiment

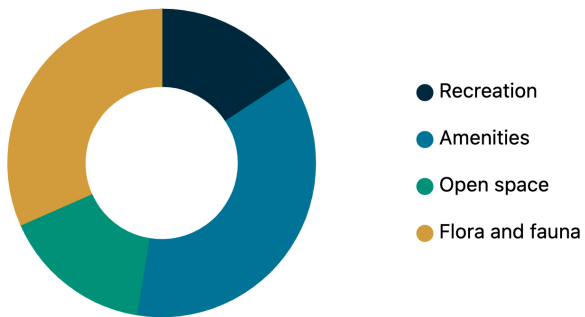
No sentiment data

Tags

No tag data

Posts by Category

Comparison showing the number of posts for each category, as selected by participants.



Sentiment by Category

Comparison showing the sentiment break-down of post content for each category.

