

Open

Placemaking Survey

Form

1

Contributors

5

Contributions

Key Statistics

Information regarding the split of contributors and contributions between Members and non-Members.

1 (100%)
Member contributors

0 (0%)
Anonymous contributors

5 (100%)
Member contributions

0 (0%)
Anonymous contributions

Contribution Activity

Information regarding the contribution activity of Member and anonymous contributors over time.



Date	Member Contributions	Anonymous Contributions
Jun 28	1	0
Jul 04	1	0
Jul 16	1	0
Jul 25	1	0

Technology

Information relating to the types of technology used by your participants in the engagement activity.

Device type

Information showing what devices were used by participants in the engagement activity.



Device type	Count	Percentage
Desktop	1	100%

Browsers

Information showing what web browsers versions were used by participants in the engagement activity.



Browser	Count	Percentage
Chrome	1	100%

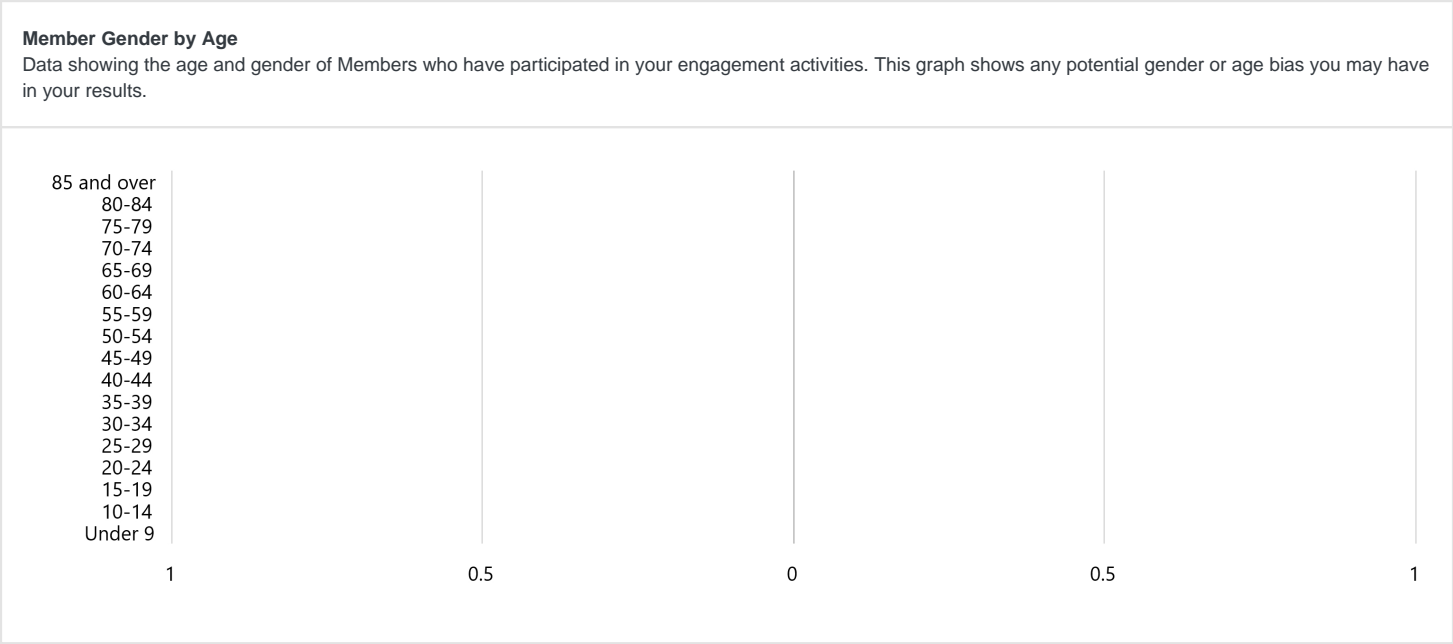
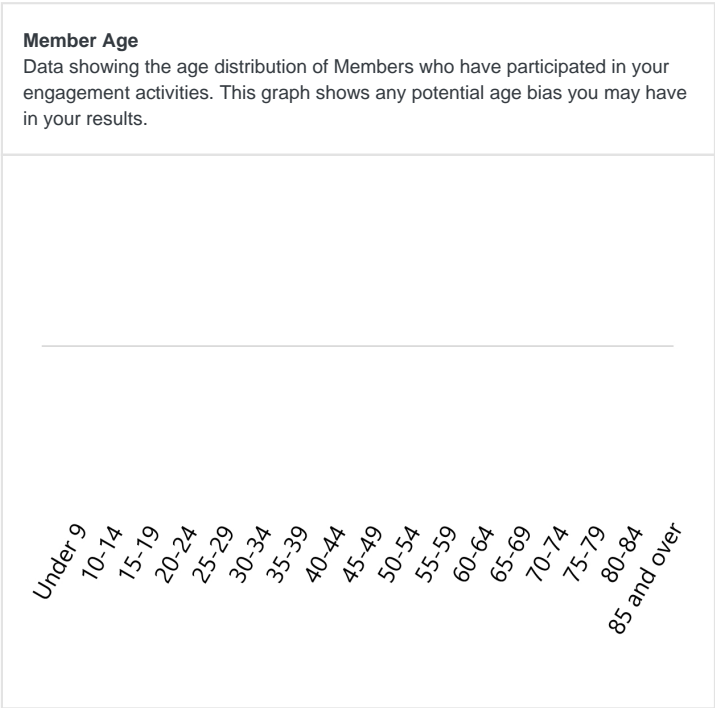
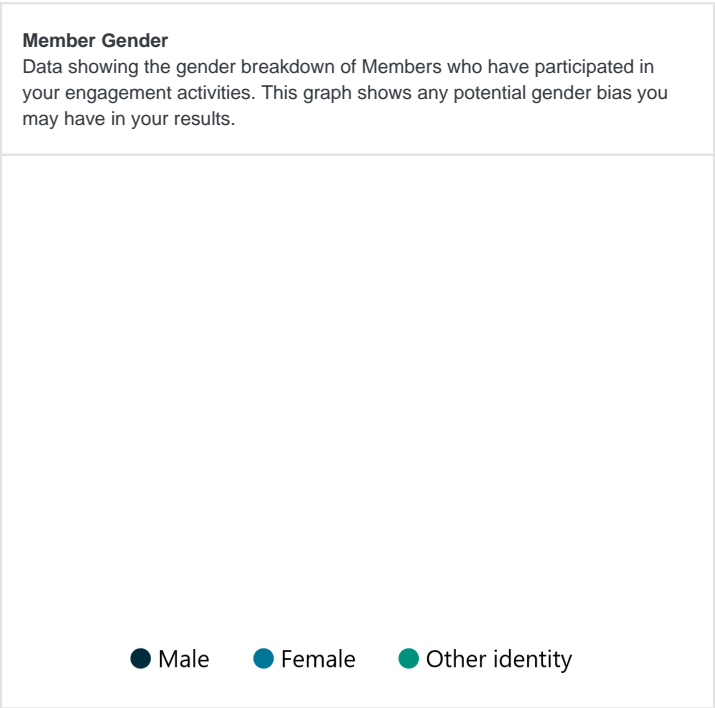
socialpinpoint

Social Pinpoint Demo - Form Results Overview (28 Jun 2023 to 27 Jul 2023)

Page 1 of 3

Member Demographics

Information regarding the demographic characteristics of the Members who have participated in your engagement activities.



Member Locations

Information regarding the geographic location (e.g. postcode) of Members who have contributed to your engagement activity.

