

Social Pinpoint Demo

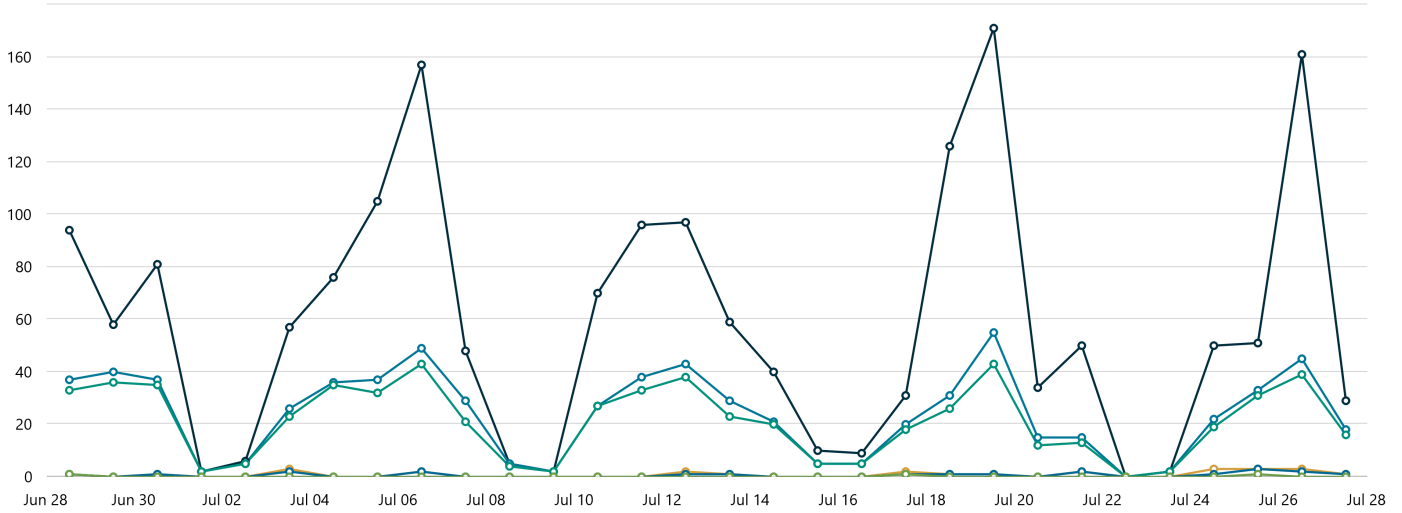
Report Type: Sitewide

Date Range: 28-06-2023 - 27-07-2023

Exported: 27-07-2023 13:15:51

Performance Summary

Information regarding key visitation and utilisation metrics for your Site or projects.



1,777
Views

729
Visits

471
Visitors

26
Contributions

14
Contributors

1
Followers

Views - The number of times a Visitor views any page on a Site.

Visits - The number of end-user sessions associated with a single Visitor.

Visitors - The number of unique public or end-users to a Site. A Visitor is only counted once, even if they visit a Site several times in one day.

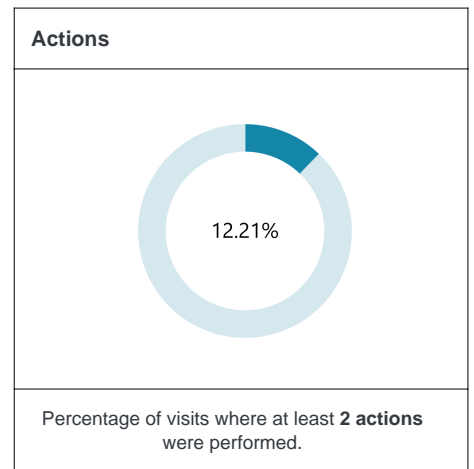
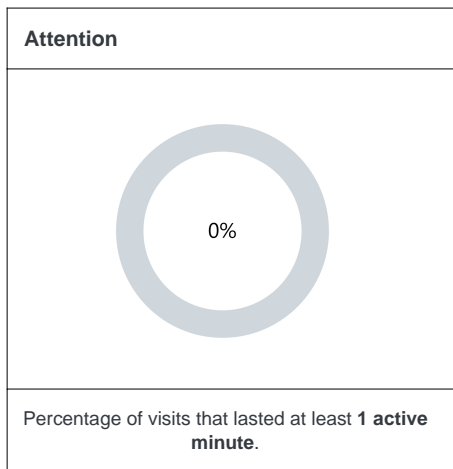
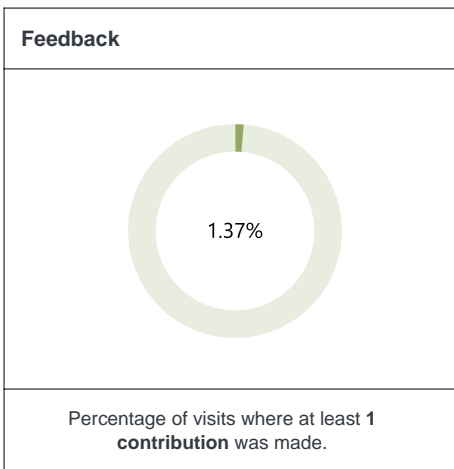
Contributions - The total number of responses or feedback collected through the participation tools.

Contributors - The unique number of Visitors who have left feedback or Contributions on a Site through the participation tools.

Followers - The number of Visitors who have 'subscribed' to a project using the 'Follow' button.






Conversions






Information regarding how well your engagement websites converted Visitors to perform defined key actions.



Participation

Information regarding how people have participated in your projects and activities.

Contributions by Activity			
Contributions by Activity is a breakdown of contributions across each tool			
Activity	Contributions		%
 Social Map	11	<div style="width: 42.31%;"></div>	42.31%
 Quick Poll	8	<div style="width: 30.77%;"></div>	30.77%
 Form	5	<div style="width: 19.23%;"></div>	19.23%
 Forum	1	<div style="width: 3.85%;"></div>	3.85%
 Fund It	1	<div style="width: 3.85%;"></div>	3.85%

Top Activities			
Top Activities is the top 5 tools that received the highest contributions			
Activity	Page Name	Contributions	Contributors
 Social Map	Social Map	11	8
 Quick Poll	Quick Poll	7	7
 Form	Form	5	1
 Quick Poll	Quick Poll	1	1
 Fund It	Fund It	1	1

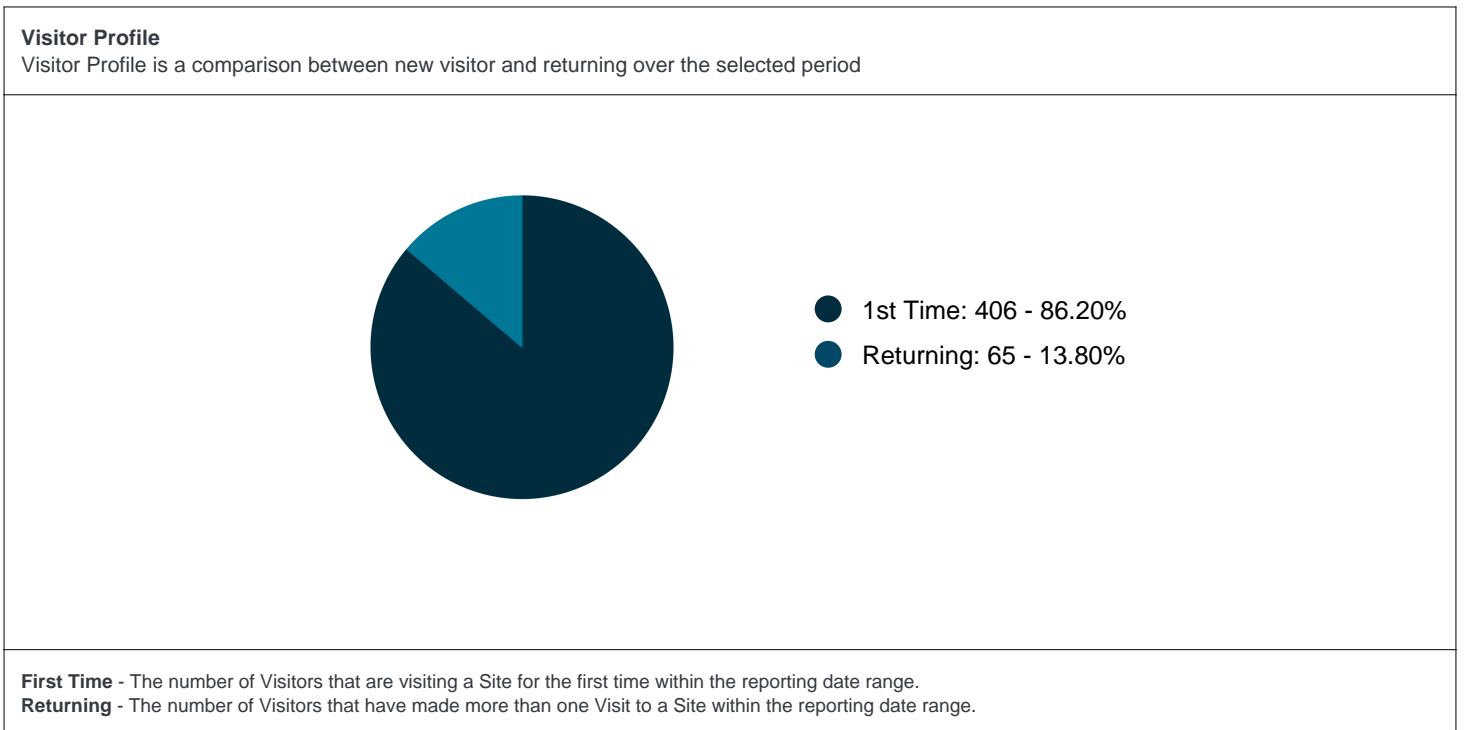
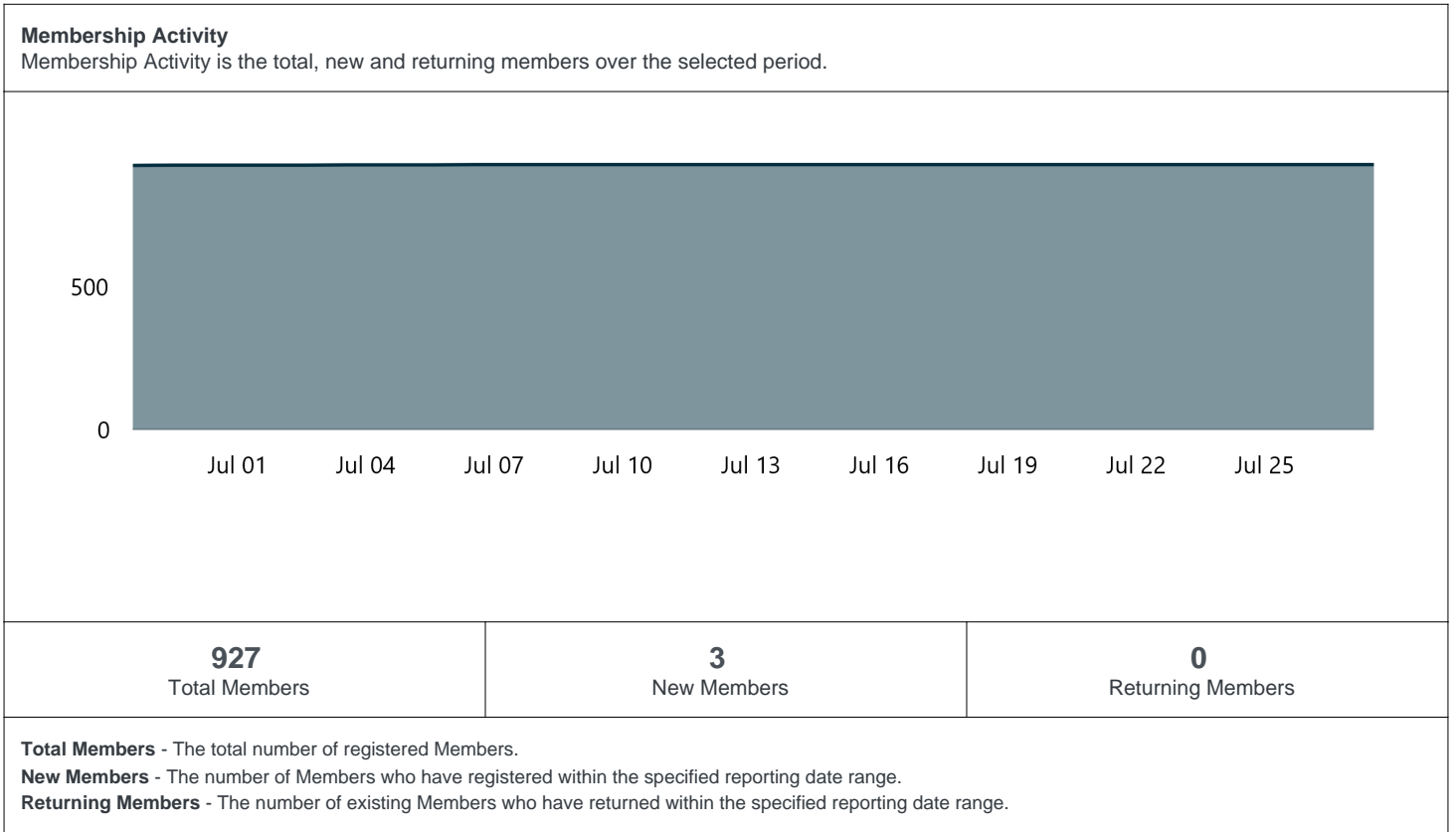
Projects

The current number and status of your Site's projects (e.g. engagement websites)

Project Status			Top Visited Projects			
<div style="text-align: center;"> <h1>110</h1> <p>Total Projects</p> </div> <div style="display: flex; justify-content: space-around; margin-top: 10px;"> <div style="text-align: center;"> <p>66 Open</p> </div> <div style="text-align: center;"> <p>13 Active</p> </div> <div style="text-align: center;"> <p>31 Closed</p> </div> </div>			Top Visited Projects is the top 5 projects the received the highest visits			
			Project Name	Visitation %	Visits	Visitors
			Children's art competition	22.4%	99	91
			Social Map	14.71%	65	55
			Fund It	13.57%	60	45
			Activity centre revitalisation	10.18%	45	39
			Gather	8.6%	38	31

People

Information regarding who has participated in your projects and activities.



Acquisition

Information regarding the method by which Visitors arrived to your Site or projects.

Referral Types

Referral traffic is the segment of traffic that arrives on your website through another source, like through a link on another domain.



Direct - Visitors who have arrived at a Site by entering the exact web address or URL of the page.

Search Engine - Visitors who have arrived at a Site via a search engine. Such as Google, Yahoo, etc.



Websites - Visitors who have arrived at the Site after clicking a link located on an external website.

Social Media - Visitors who have arrived at a Site by clicking a link from a known social media site such as Facebook, Twitter, LinkedIn, etc.

Campaigns - Visitors who have arrived through a campaign (using a UTM). See your email campaign report for more details on campaigns sent from this platform.

Downloads




Information regarding your downloads, the total set of unique documents downloaded, total downloads of all files, and your top downloads.

 856 Total Documents	 28 Total Downloads
----------------------------------------------------------------------------------------------------------------	----------------------------------------------------------------------------------------------------------------

Top Downloads		
Top file downloads in your selection, ordered by the number of downloads.		
File Title	File Type	Downloads
HiVE_Feedback_Tool_Comparison.pdf	PDF	6
Terms of Service.pdf	PDF	5
The_HiVE_-_Information_Pack_2021.pdf	PDF	3
Test document.docx	DOCX	3
cpgraffiti.pdf	PDF	3

Email Campaigns

Information regarding your email campaigns, your total campaigns, the total number of recipients, and your top campaigns by click-through rate (clicks as a percentage of total recipients).

 0 Email Campaigns Sent	 0 Total Recipients	 0% Click-through Rate
---------------------------------------------------------------------------------------------------------------------	------------------------------------------------------------------------------------------------------------------	-----------------------------------------------------------------------------------------------------------------------

No Data Available